



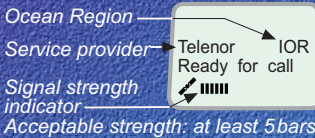
Nera F33 - Brief Operating Instruction



Switching ON

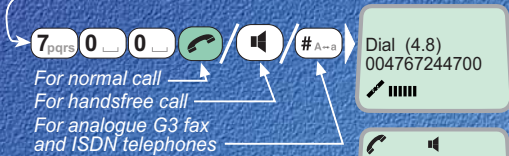
- 1 Insert SIM card (if used).
- 2 Set the **Power ON/OFF** switch on the upper end of the Main Communication Unit to ON. The power indicator lights up.
- 3 Enter SIM code (if SIM card is used)
- 4 Nera F33 starts up. It automatically initializes the system and searches for the satellite.

When idle, the Nera ISDN Hand-set displays:

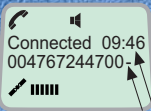
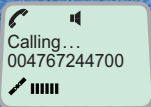



Making a call

- 1 Dial 00, country code and subscriber number, e.g.:

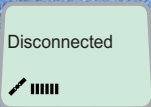


- When entered, the display reads:
- When the remote end answers, the display reads: *The timer starts.*



Dash separates additional dialing
Timer, minutes:seconds

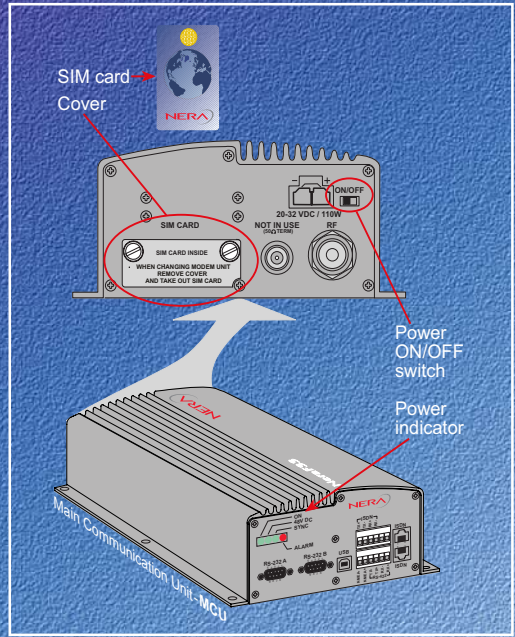
- 2 End the call by pressing hook ON/OFF or replacing the handset in the cradle.



Use DEL to modify entries: pressing DEL once, erases one digit. Holding the key more than 0.5 second erases the whole number. Use the handsfree key to toggle the loudspeaker ON/OFF.

Alternative dialing:

Press or to get the dialing tone, then dial the number as described above.



Changing Net service provider

The Net service provider can only be selected for the Ocean Region in use. The selected Net service provider is stored in the Nera F33 memory:

- 1 Open the **MENU**: and scroll down to **Set Network**.
- 2 Scroll down to the required Net service provider:
 - » 001/Telenor
 - 002/Stratos
 - 004/Telenor
 - 005/OTE
- 3 Store the new Net service provider for the current Ocean Region:
 - Saving data





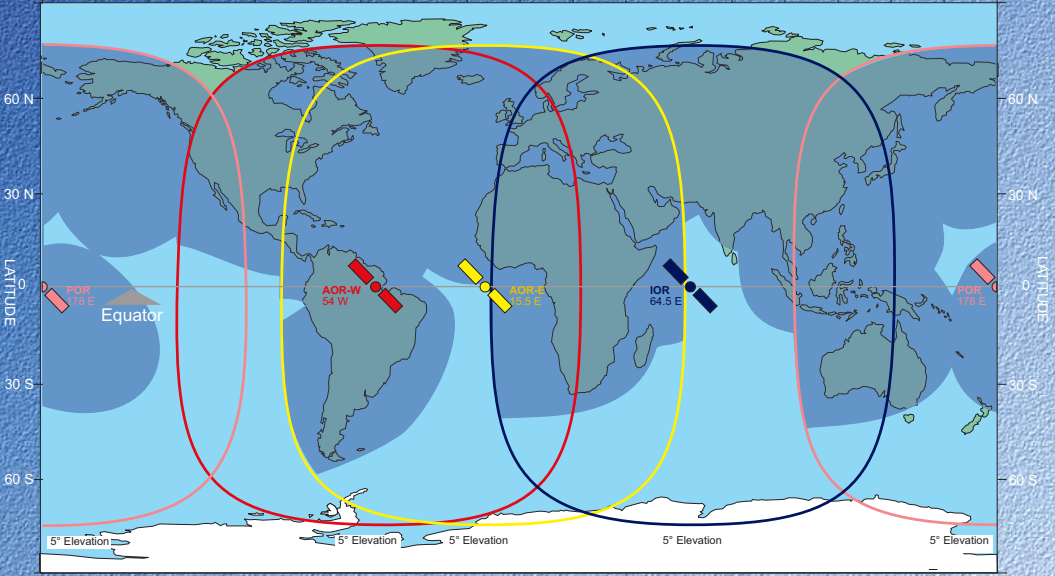
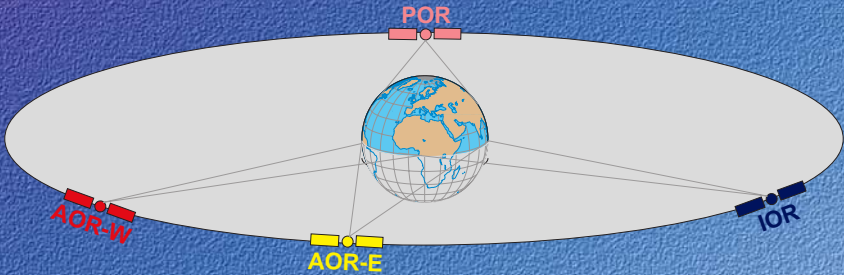
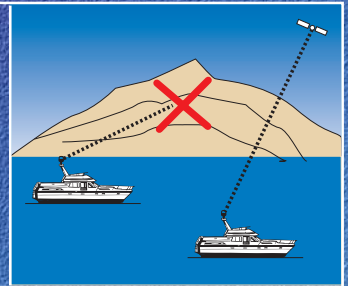
Nera F33 - Brief Operating Instruction



Nera F33 provides communication with the public telephone network via **satellite**, which requires **free line of sight**.

Four satellites are positioned stationary above **equator**. The satellites provide the coverage shown on the map below.

Nera F33 searches **any Inmarsat satellite** as default.



See also **Nera F33 - Getting Started**.
The CD enclosed with the manual contains the Nera F33 vLite Marine monitoring and configuration program.

