

Tested to 6GHz



ANT – 600 Low Smoke Halogen Free



Part Number: 390L60H

Cable Construction

Inner Conductor: Copper Clad Aluminium (1/4.47mm)
Insulation: Foamed Polyethylene (11.56mm)
Screen 1: Bonded Aluminium/Polyester/Aluminium Tape
Screen 2: Tinned Copper Wire Braid
Jacket: Low Smoke Halogen Free (14.99mm)

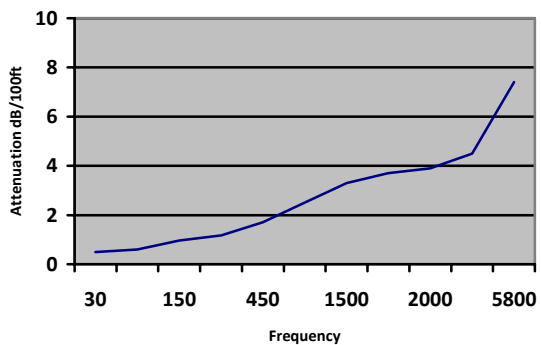
Copper Clad Aluminium Conductor, Foamed Polyethylene Insulation, Bonded Aluminium / Polyester / Aluminium Tape, Tinned Copper Wire Braid, Black LSHF Jacket

Characteristics

Impedance: 50 Ω (\pm 2)
Capacitance: 23.2 pF/ft (\pm 2)
Velocity of Propagation: 87%
Conductor Resistance: \leq 1.8 Ω /km
Bend Radius: 38.1mm

Test Results

Frequency	Attenuation
30MHz	0.49 dB/100ft
50MHz	0.60 dB/100ft
150MHz	0.97 dB/100ft
220MHz	1.17 dB/100ft
450MHz	1.71 dB/100ft
900MHz	2.50 dB/100ft
1500MHz	3.30 dB/100ft
1800MHz	3.70 dB/100ft
2000MHz	3.90 dB/100ft
2500MHz	4.50 dB/100ft
5800MHz	7.40 dB/100ft



These are actual test results from production cable.

They should not be confused with the theoretical data shown in some companies catalogues.

Accessories

**N-Type
Reverse Polarity TNC**

Distributed by: FSC UK Ltd, Alban Point, Hatfield Road, St. Albans, Herts AL4 0JX
Tel: 01727 840 841 Fax: 01727 840 842 | sales@fscables.com www.fscables.com



www.antennax.co.uk






The above product may vary due to manufacturing changes, technical improvements and commercial factors. Overall diameters and weights are given for guidance only and if critical should be confirmed at the time of order. All trademarks and tradenames are acknowledged.

Tested to 6GHz



N-Type Male Crimp Plugs



Construction

Centre Pin	Gold Plated Brass
O Ring	Silicone Rubber
Insulator	PTFE
Outer Body	Nickel Plated Brass
Coupling Nut	Nickel Plated Brass

Electrical Data

Impedance	50 Ω
Frequency Range	DC to 11 GHz
Return Loss	≥ 35 dB, DC-1 GHz ≥ 28 dB, 1-2 GHz ≥ 18 dB, 2-6 GHz
Insertion Loss	≤ 0.25 dB, DC-6 GHz
Insulation Resistance	≥ 5000 M Ω
Test Voltage	2500 V rms
Working Voltage	1400 V rms
Contact Resistance	1) Centre Contact 1.0 m Ω 2) Outer Conductor 0.25 m Ω
Power Handling	1000 W @ 1 GHz
(@ 20°C, sea level, VSWR 1.0)	700 W @ 2 GHz
RF-Leakage	≥ 128 dB up to 1 GHz
Temperature Range	-55°C to 155°C
Mating Cycles	≥ 500
Coupling Nut Retention	≥ 450 N
Coupling Test Torque	≤ 1.7 Nm
Recommended Torque	0.7 Nm to 1.1 Nm

Distributed by: FS Cables, Alban Point, Hatfield Road, St. Albans, Herts AL4 0JX
Tel: 01727 840 841 Fax: 01727 840 842 | sales@fscables.com www.fscables.com



www.antennax.co.uk







The above product may vary due to manufacturing changes, technical improvements and commercial factors. Overall diameters and weights are given for guidance only and if critical should be confirmed at the time of order. All trademarks and tradenames are acknowledged.

Tested to 6GHz



N-Type Crimp Jack



Construction

Centre Pin	Gold Plated Brass
O Ring	Silicone Rubber
Insulator	PTFE
Outer Body	Nickel Plated Brass
Coupling Nut	Nickel Plated Brass

Electrical Data

Impedance	50 Ω
Frequency Range	DC to 11 GHz
Return Loss	≥ 35 dB, DC-1 GHz ≥ 28 dB, 1-2 GHz ≥ 18 dB, 2-6 GHz
Insertion Loss	≤ 0.25 dB, DC-6 GHz
Insulation Resistance	≥ 5000 M Ω
Test Voltage	2500 V rms
Working Voltage	1400 V rms
Contact Resistance	1) Centre Contact 1.0 m Ω 2) Outer Conductor 0.25 m Ω
Power Handling	1000 W @ 1 GHz
(@ 20°C, sea level, VSWR 1.0)	700 W @ 2 GHz
RF-Leakage	≥ 128 dB up to 1 GHz
Temperature Range	-55°C to 155°C
Mating Cycles	≥ 500
Coupling Nut Retention	≥ 450 N
Coupling Test Torque	≤ 1.7 Nm
Recommended Torque	0.7 Nm to 1.1 Nm

Distributed by: FS Cables, Alban Point, Hatfield Road, St. Albans, Herts AL4 0JX
Tel: 01727 840 841 Fax: 01727 840 842 | sales@fscables.com www.fscables.com



www.antennax.co.uk



The above product may vary due to manufacturing changes, technical improvements and commercial factors. Overall diameters and weights are given for guidance only and if critical should be confirmed at the time of order. All trademarks and tradenames are acknowledged.