
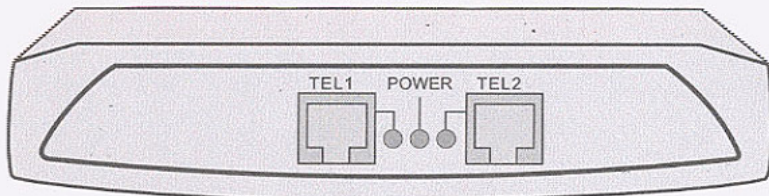




Hughes 9201 or 9250 Model

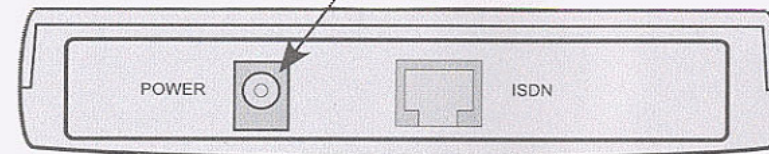


Hughes ISDN Terminal Adapter



FRONT PANEL

Note: External power is not required when using the ISDN terminal adapter with the Hughes 9201 or 9250 models. The ISDN terminal adapter is line powered.

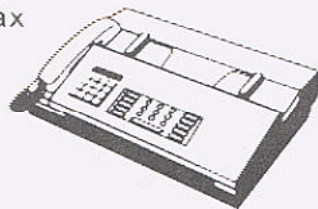


REAR PANEL

Analogue telephone (DTMF)



Group 3 telefax



### How to program the Hughes ISDN Terminal Adapter:

To clear the default settings on both ports plug an analogue phone into either port and enter the following: \* 93 \* # **Hangup**

To program either port for 4K Speech, plug the analogue phone into the port that you want to program and enter: \* 93 \* 2 # **Hangup**

To enter the MSN for 4K Speech enter: \* 90 \* 1 # **Hangup**

To program either port for 3.1KHz Audio, plug the analogue phone into the port that you want to program and enter: \* 93 \* 1 # **Hangup**

To enter the MSN for 3.1KHz Audio enter: \* 90 \* 2 # **Hangup**